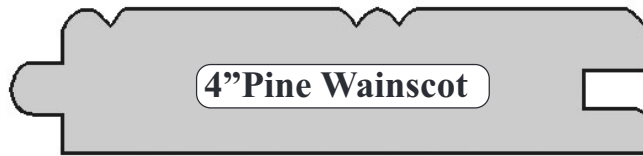


ProductProfiles



4" Pine Wainscot

3/4"x3-1/8"coverage,1-1/4"betweenbeads



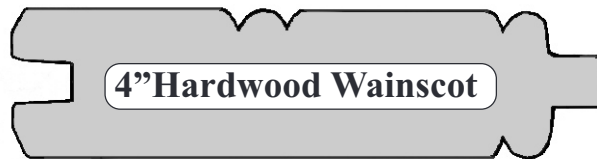
6" Pine Wainscot

3/4"x5-1/8"coverage,2-1/4"betweenbeads



6" Pine Paneling & Roofers

3/4"x5-1/4"coverage (4"-3/4"x3-1/4",8"-3/4"x7")



4" Hardwood Wainscot

3/4"x2-3/4"coverage,1-1/8"betweendoublebeads,2-9/16"singlebeadside



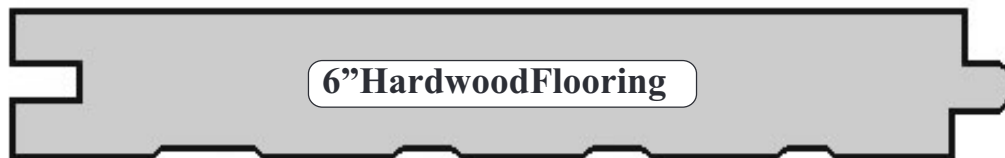
4" Hardwood Flooring

3/4"x3"coverage



5" Hardwood Flooring

3/4"x4"coverage



6" Hardwood Flooring

3/4"x5"coverage



4" Primed Finger-joint Edge & Center Bead

3/4"x3-1/8" coverage



5" T&G Pine Flooring

13/16"x4-1/4" coverage (6"-covers 5-1/4", 8"-covers 7", 10"-covers 9", 12"-covers 11")



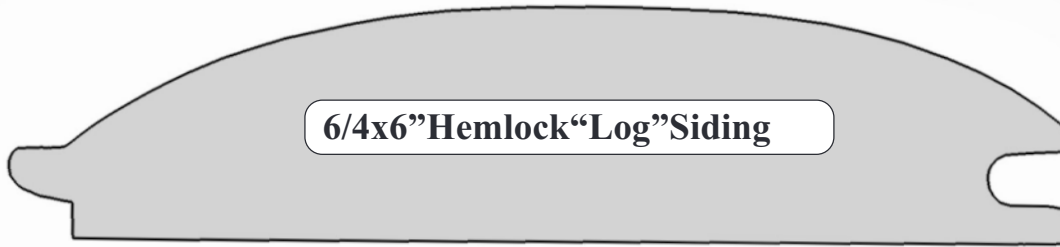
6" Novelty Siding

13/16"x5-1/8" coverage (8"-13/16x6-7/8")



6" Clapboard Siding

beveled from 1/2" to 3/16" x 5-1/2" finished (5" covers 4", 6" covers 5", 8" covers 6-3/4")



6/4x6" Hemlock "Log" Siding

1-1/4"x5-1/8" coverage



8" Channel Siding

3/4"x7" coverage (10"-3/4"x9", 12"-3/4"x10-3/4")

White Pine

4/4-common, select & shop
(thickness) 4" -13/16"x3-1/2"
5" -13/16"x4-1/2"
6" -13/16"x5-1/2"
8" -13/16"x7-1/4"
10" -13/16"x9-1/4"
12" -13/16"x11-1/4"

Square Edge Finished Dimensions

5/4-common & select
4" -1-1/8"x3-1/2"
5" -1-1/8"x4-1/2"
6" -1-1/8"x5-1/2"
8" -1-1/8"x7-1/4"
10" -1-1/8"x9-1/4"
12" -1-1/8"x11-1/4"

8/4-common & select
4" -1-3/4"x3-1/2"
5" -1-3/4"x4-1/2"
6" -1-3/4"x5-1/2"
8" -1-3/4"x7-1/4"
10" -1-3/4"x9-1/4"
12" -1-3/4"x11-1/4"

Hardwoods

D2S-	4/4-13/16"	D4S-	3"-13/16" x 2-1/2"
	5/4-1-1/16"		4"-13/16" x 3-1/2"
	6/4-1-5/16"		5"-13/16" x 4-1/2"
	7/4-1-1/2"		6"-13/16" x 5-1/4"
	8/4-1-3/4"		8"-13/16" x 7-1/4"
	10/4-2-1/4"		
	12/4-2-3/4"		

*Listing does not guarantee availability.