



P.O. Box 386
Portlandville, NY 13834
www.wightmanlumber.com

Product Profiles



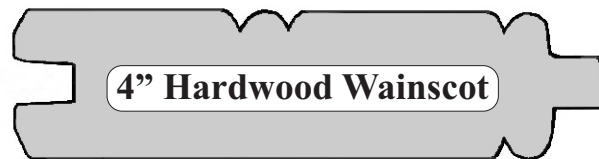
3/4"x 3-1/8" coverage, 1-1/4" between beads




3/4"x 5-1/8" coverage, 2-1/4" between beads



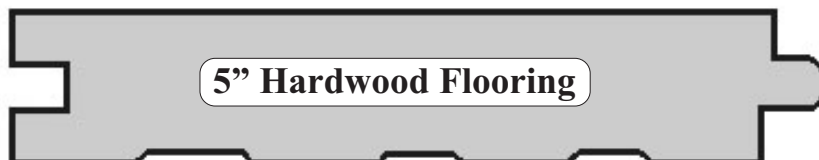
3/4"x 5-1/4" coverage (4" - 3/4"x 3-1/4", 8" - 3/4"x 7")



3/4"x 2-3/4" coverage, 1-1/8" between double beads, 2-9/16" single bead side



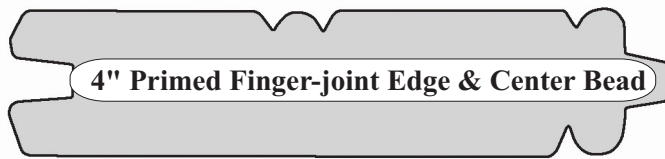
3/4"x 3" coverage



3/4"x 4" coverage



3/4"x 5" coverage



4" Primed Finger-joint Edge & Center Bead

3/4" x 3-1/8" coverage



5" T&G Pine Flooring

13/16" x 4-1/4" coverage (6" - covers 5-1/4", 8" - covers 7", 10" - covers 9", 12" - covers 11")



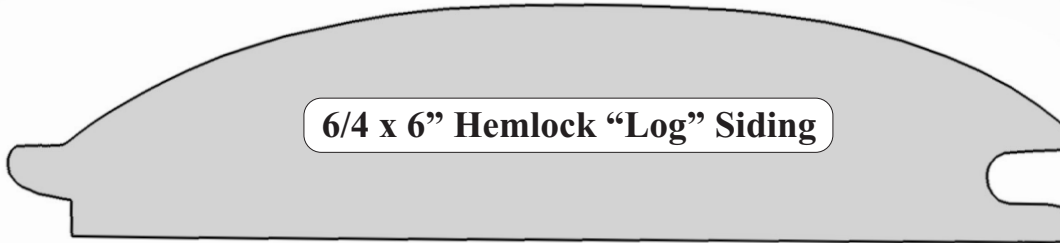
6" Novelty Siding

13/16" x 5-1/8" coverage (8" - 13/16 x 6-7/8")



6" Clapboard Siding

beveled from 1/2" to 3/16" x 5-1/2" finished (5" covers 4", 6" covers 5", 8" covers 6-3/4")



6/4 x 6" Hemlock "Log" Siding

1-1/4" x 5-1/8" coverage



8" Channel Siding

3/4" x 7" coverage (10" - 3/4" x 9", 12" - 3/4" x 10-3/4")

White Pine

4/4 - common, select & shop
(thickness) 4" - 13/16" x 3-1/2"
5" - 13/16" x 4-1/2"
6" - 13/16" x 5-1/2"
8" - 13/16" x 7-1/4"
10" - 13/16" x 9-1/4"
12" - 13/16" x 11-1/4"

Square Edge Finished Dimensions

5/4 - common & select
4" - 1-1/8" x 3-1/2"
5" - 1-1/8" x 4-1/2"
6" - 1-1/8" x 5-1/2"
8" - 1-1/8" x 7-1/4"
10" - 1-1/8" x 9-1/4"
12" - 1-1/8" x 11-1/4"

8/4 - common & select
4" - 1-3/4" x 3-1/2"
5" - 1-3/4" x 4-1/2"
6" - 1-3/4" x 5-1/2"
8" - 1-3/4" x 7-1/4"
10" - 1-3/4" x 9-1/4"
12" - 1-3/4" x 11-1/4"

Hardwoods

D2S -	4/4 - 13/16"	D4S -	3" - 13/16" x 2-1/2"
	5/4 - 1-1/16"		4" - 13/16" x 3-1/2"
	6/4 - 1-5/16"		5" - 13/16" x 4-1/2"
	7/4 - 1-1/2"		6" - 13/16" x 5-1/4"
	8/4 - 1-3/4"		8" - 13/16" x 7-1/4"
	10/4 - 2-1/4"		
	12/4 - 2-3/4"		

* Listing does not guarantee availability.